





PROJECT		REF		REV	ITEM CODE	
LOCATION		DATE			PAGE	

SANITARY WARE SPECIFICATION SHEET

Item Descriptions	GROHE (Germany) "Grohtherm SmartControl" thermostat shower mixer with mixing device and adjustable temperature limiter with 3 valves ; "Euphoria Cube Stick" chrome plated single function hand shower rail set ; "Euphoria Cosmopolitan 160" chrome plated shower head ; "Eurocube" bath spout ; Nominal flow rate 9 L/min & 9.7 L/min & 13L/min in WELS Grade 1 & 2 & 3 ; Registration No. SB 17-0002 & SB 17-0030 & SB10-0117	Illustration/ Drawing
Model	29126000 (Thermostat mixer) 35600000 (Mounting box) 27285000 + 27488000 (Shower head & arm) 27251000 (Side shower) 27699000 (Hand Shower) 27892000 (Shower Rail) 28364000 (Shower Hose) 27704000 (Shower outlet elbow)	 
Material	Chrome Plated	
Manufacturer	GROHE Limited	
Supplier	Acme Sanitary Ware Co. Ltd Mr. Eric Wong/ Mr. Don Yuen	
Contact Tel/Fax	(852) 2388-7171 / (852) 2710-8012	
E-mail	acme@acmesanitary.com.hk	
Website	www.acmesanitary.com.hk	

Hand Shower

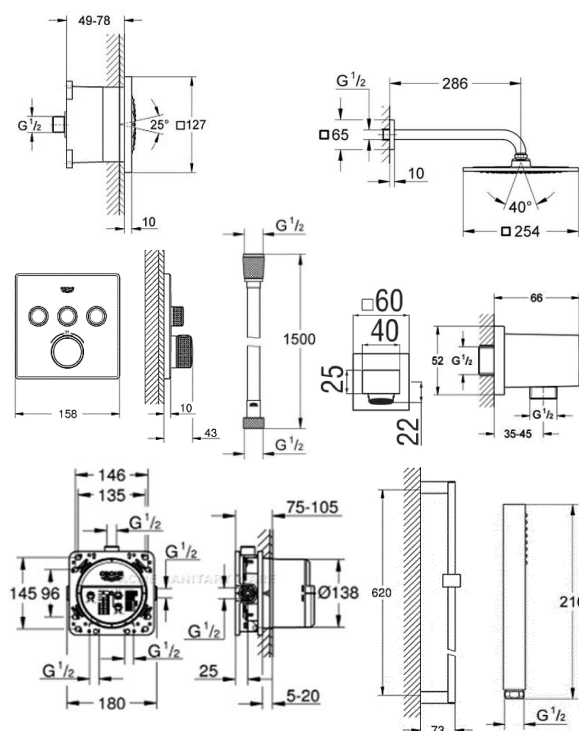
Dynamic flow pressure (kPa)	50	150	250	350	500
Flow rate (l / min)	5.30	8.70	9.20	9.20	9.10

Shower Head

Dynamic flow pressure (kPa)	50	150	250	350	500
Flow rate (l / min)	7.00	10.00	9.50	9.70	9.74

Side Shower

Dynamic flow pressure (kPa)	50	150	250	350	500
Flow rate (l / min)	5.45	9.80	13.90	15.40	17.20



Note:

* All information of the above is for the reference only. No prior notice is made if any changes.



Acme Sanitary Ware Co. Ltd.

1/F, Acme Building, 22-28 Nanking Street, Kowloon, Hong Kong

Tel: 2388 7171 Fax: 2710 8012

Email: acme@acmesanitary.com.hk

Website: www.acmesanitary.com.hk



Pure Freude
an Wasser

PROJECT		REF		REV	ITEM CODE	
LOCATION		DATE			PAGE	

SANITARY WARE SPECIFICATION SHEET

Grohtherm SmartControl

Thermostat for concealed installation with 3 valves
set for final installation for
GROHE Rapido SmartBox 35 600 000
metal wall escutcheon with GROHE QuickFix (covered
escutcheon
and shaft sealing, covered fixing), retroactively 6° adjustable
GROHE StarLight chrome finish
GROHE SmartControl push for ON-OFF, turn for volume
adjustment from EcoJoy to full flow
exchangeable symbols
GROHE TurboStat compact cartridge
with wax thermoelement
GROHE SafeStop safety button at 38°C
(calibration required)
GROHE SafeStop Plus optional temperature limiter at 43°C
included
built-in non return valve
and dirt strainers
multiple outlets can be run simultaneously
without roughing-in-set
flow performance:
outlet A = 23 l/min
outlet B = 27 l/min
outlet C = 23 l/min
outlet A + B = 33 l/min
outlet A + B + C = 36 l/min

GROHE Rapido SmartBox

Universal rough-in box, 1/2"
3 outlets 1/2"
2 inlets below, 1/2"
installation depth 75-105 mm
connection unit in DR brass
pre-mounted flushing plug
stable build-in box and protective cover
fixing options for solid walls and dry
cladding
gasket
without set for final installation



Illustration/ Drawing



Euphoria Cube

Shower rail, 620 mm
with wall holders, glide element and swivel holder
GROHE StarLight chrome finish

Euphoria Cube Stick

Hand shower 1 spray
Normal spray

GROHE EcoJoy 9.5 l/min flow limiter
GROHE DreamSpray perfect spray pattern

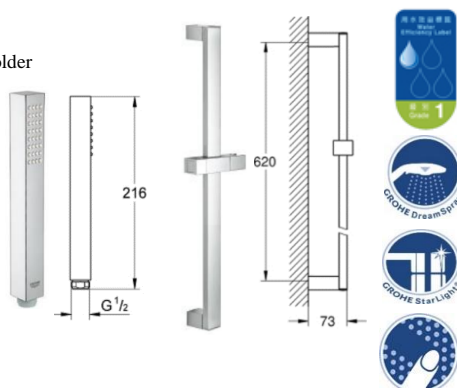
GROHE StarLight chrome finish

SpeedClean anti-limescale system

Inner WaterGuide for a longer life

Universal Mounting System. Fits all

standard shower hoses



Product description

Rainshower F-Series 10" 254 x 254

Consisting of:

head shower Rainshower F-Series 254 (27 285 000)

1 spray pattern:

Rain

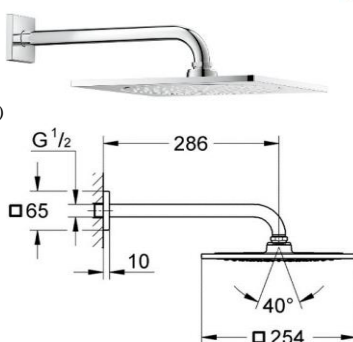
Shower arm Rainshower 275 mm (27 488 000)

GROHE EcoJoy 9.5 l/min flow limiter

GROHE DreamSpray perfect spray pattern

GROHE StarLight chrome finish

SpeedClean anti-limescale system



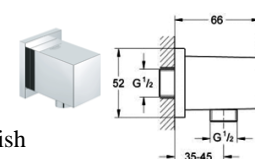
Euphoria Cube

Shower outlet elbow, 1/2"

male thread

protected against backflow

GROHE StarLight chrome finish



1500 mm flexible hose

smooth surface for easy cleaning

tensile strength 500 N

pressure resistance up to 5 bar

heat resistance 70°C


AntiFold bendproof

universal connection G 1/2" x 1/2"

Rotaflex for Twistfree-function

GROHE StarLight chrome finish

blister pack



Note:

* All information of the above is for the reference only. No prior notice is made if any changes.



Acme Sanitary Ware Co. Ltd.

1/F, Acme Building, 22-28 Nanking Street, Kowloon, Hong Kong
Tel: 2388 7171 Fax: 2710 8012
Email: acme@acmesanitary.com.hk
Website: www.acmesanitary.com.hk



Pure Freude
an Wasser

PROJECT		REF		REV	ITEM CODE	
LOCATION		DATE			PAGE	

SANITARY WARE SPECIFICATION SHEET

Rainshower F-Series 5"

Side shower 1 spray

Normal spray

including concealed body

127 x 127 mm

flow straightener with ball joint ($\pm 12.5^\circ$ rotatable)


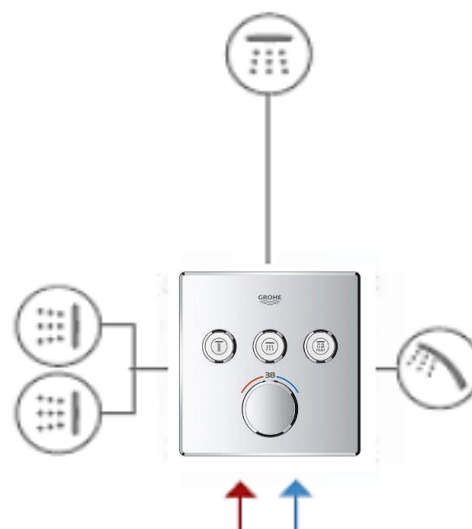
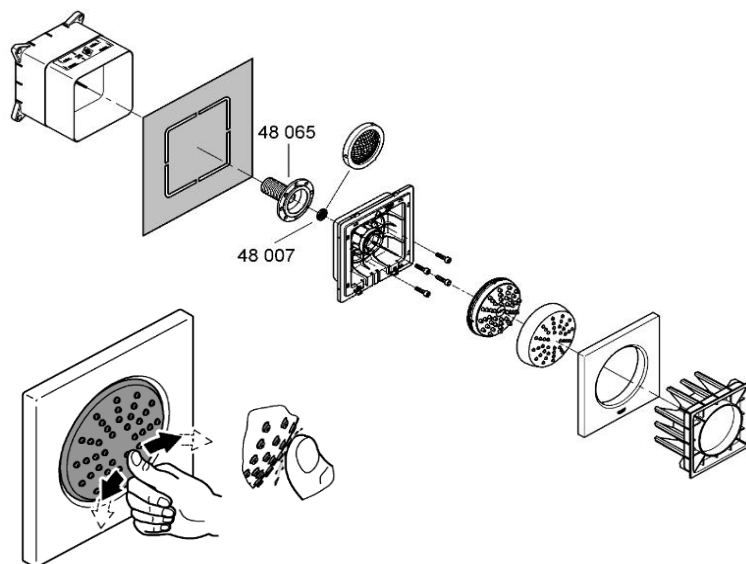
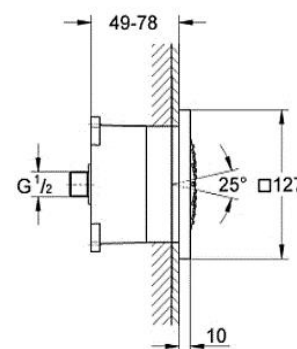
connection thread 1/2"

GROHE DreamSpray perfect spray pattern

GROHE StarLight chrome finish

GROHE FlowBalance flow regulating screw

SpeedClean anti-limescale system




Note:

* All information of the above is for the reference only. No prior notice is made if any changes.

3 Key advantageous comparisons with another brand

1) Only 1 wall plate needed = Half expenditures



2) Integrated Volume Control

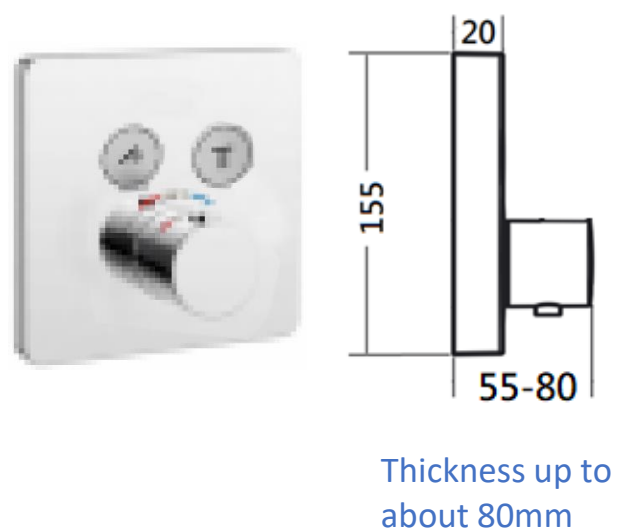
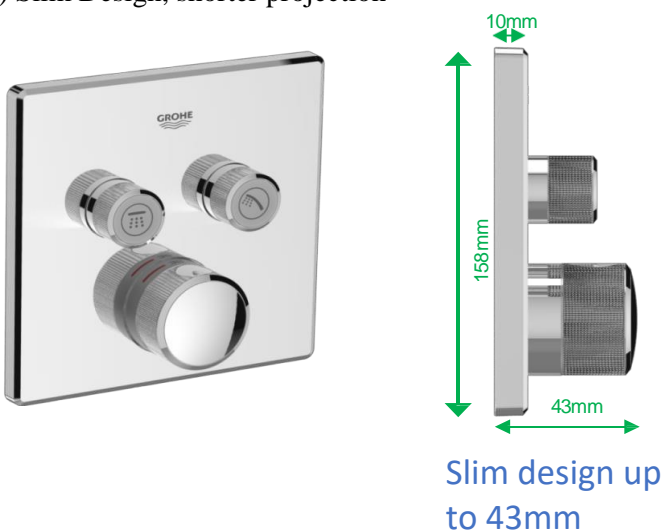


With Volume Control



Without Volume Control

3) Slim Design, shorter projection





自願參與用水效益標籤計劃 - 沐浴花灑
Voluntary Water Efficiency Labelling Scheme - Showers for Bathing



茲證明


This is to certify that



將下列花灑在本計劃內註冊：
has registered the following shower under this scheme :

牌子 / Brand	:	GROHE
型號 / Model	:	27285000
原產地 / Country or Region Origin	:	Germany

在用水效益標籤上展示的標誌

Symbolic Presentation on the Water Efficiency Label :  滴水點 *Water droplet(s)*

用水效益級別

Water Efficiency Grade : 2

耗水量

Water Consumption : 9.7 公升/分鐘 *litres/minute*

簽發日期:
Date of Issue: 12 September 2017



水務署
Water Supplies Department



水務署署長(周世威代行)
for Director of Water Supplies



自願參與用水效益標籤計劃 - 沐浴花灑
Voluntary Water Efficiency Labelling Scheme - Showers for Bathing



茲證明
This is to certify that

將下列花灑在本計劃內註冊：
has registered the following shower under this scheme :

牌 子 / Brand	:	GROHE
型 號 / Model	:	27699000
原產地 / Country or Region Origin	:	Germany

在用水效益標籤上展示的標誌 <i>Symbolic Presentation on the Water Efficiency Label</i>	:	 滴水點 <i>Water droplet(s)</i>
用水效益級別 <i>Water Efficiency Grade</i>	:	1
耗水量 <i>Water Consumption</i>	:	9 公升/分鐘 <i>litres/minute</i>

簽發日期:
Date of Issue: 18 January 2017



水務署
Water Supplies Department



水務署署長(周世威代行)
for Director of Water Supplies

註冊號碼 (Registration No.): SB 10-0117




自願參與用水效益標籤計劃 - 沐浴花灑
Voluntary Water Efficiency Labelling Scheme - Showers for Bathing



茲證明
This is to certify that

將下列花灑在本計劃內註冊：
has registered the following shower under this scheme :

牌子 / Brand	:	GROHE
型號 / Model	:	27251 000
原產地 / Country or Region Origin	:	China

在用水效益標籤上展示的標誌 <i>Symbolic Presentation on the Water Efficiency Label</i>	:	 滴水點 <i>Water droplet(s)</i>
用水效益級別 <i>Water Efficiency Grade</i>	:	3
耗水量 <i>Water Consumption</i>	:	13 公升/分鐘 <i>litres/minute</i>

簽發日期:
Date of Issue: 20 December 2010



水務署
Water Supplies Department



水務署署長(錢柱森代行)
for Director of Water Supplies



水務署
Water Supplies Department

總部 Headquarters

香港灣仔告士打道七號入境事務大樓 48 樓

7 Gloucester Road, Wan Chai, Hong Kong



本署
Our ref.
來函檔號
Your ref.

321/2022 T/J(948/2022)

電話
Tel.
傳真
Fax.

2824 0578

8 September 2022

**Approval of "GROHE" Thermostatic Mixer
(General Acceptance No. C20220839)**

Your letter ref. WRC/2767 dated 4 August 2022 refers.

Having considered the test report ref. J27901 issued on 11 July 2022 by Nutek Systems (HK) Ltd., this Authority accepts that the fitting described below complies with, and its use when correctly installed does not contravene, the Waterworks Ordinance and Regulations.

Name of Manufacturer: Grohe AG

Country of Origin: Germany

Brand: Grohe

Details of Fitting: 1/2" Thermostatic mixer

Model: 35600000 + 29126XXX
(where "XXX" denotes the code of colour)

Body Markings:

Expiry Date: 19 June 2027



This Authority hereby permits the use of the above fitting in fresh water plumbing systems subject to full adherence to Waterworks installation requirements. In particular, you are required to draw your customers' attention to the following requirement-

"The cold water supply to the fitting shall be drawn from the same source that supplies the hot water apparatus so as to provide a balanced pressure and to obviate the risk of scalding in the event of a restriction or failure in the water supply." AND

"The shower head or handspray should not be placed in submerged conditions and should be securely fixed to the original position after use."

A condition of this acceptance is that the fitting to be installed shall be replicas of the sample as certified by the testing agent mentioned above and without modifications. This acceptance may be withdrawn at any time if the standard of the fitting installed fails to meet that of the approved sample or if the fitting is found to be unsuitable for use in fresh water plumbing systems.

This acceptance is only applicable to the main body of the fitting, unless otherwise specified.

For the use of the fitting in any project, the General Acceptance Number of this letter must be quoted as a means of identification of acceptance of the fitting by this Authority.

Should you have any enquiries, please contact our Engineer Ms Winnie LO at tel. no. 3583 4086.

Yours faithfully,



(YAU Hau Yin)
for Director of Water Supplies

Encl.

c.c. WSD 3321/1/82] - without catalogue
 ME/MC] - with soft copy only